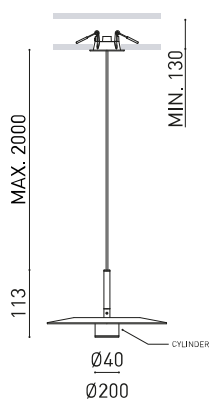
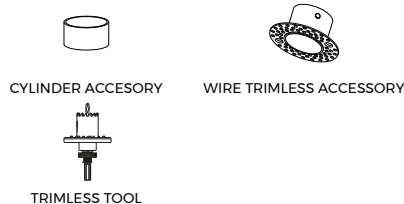




### Dimensions



### Accessories



### PRODUCT

Name	ZENIT 2700K NT
Reference	A5640010NT
Colour	Textured black
Base Finishing	Textured black
RAL	9005
Category	SUSPENSION

### LIGHT SOURCE

Type	LED
Gross luminous flux	Up:610 - Down:520 lm
Colour temperature	2700 K
Chromatic stability	MacAdam Step 2
Colour Rendering Index	CRI>90
Power	8 W
Current	200 mA
Efficacy	141 lm/W
LED lifespan	L80B10 >55.000h
Energy efficiency class	Up: D - Down: F

### LIGHTING FIXTURE | PHOTOMETRIC DATA

Lighting efficiency	80%
Light beam angle	Up:101° - Down:34°

### LIGHTING FIXTURE | ELECTRICAL DATA

Driver	Included
Power values of the system	9,54 W
Frequency	50/60 Hz
Dimming	No Dim
Electrical insulation class	□

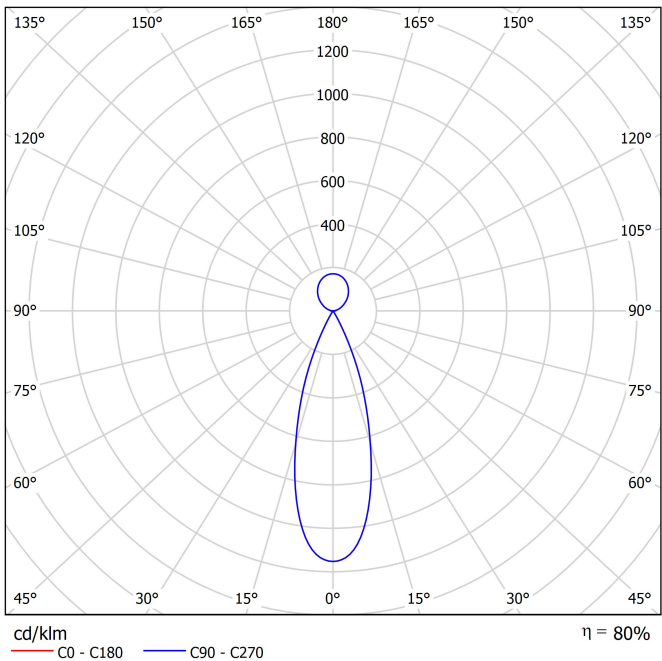
### OTHER DATA

Sealing	IP20
Recess measurements	Ø50 mm
Cord length	Max. 2 m
Fast adjustment tensioner	No
Weight	718 g
Packaged weight	968 g
Packaging dimensions	280 x 235 x 136 mm
Units per package	1
Materials	Aluminium / Acrylonitrile Butadiene Styrene / Polycarbonate

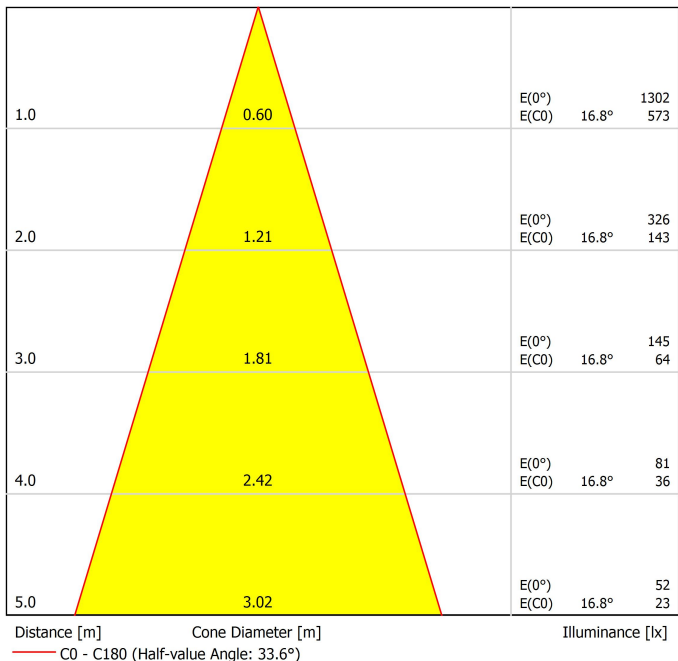


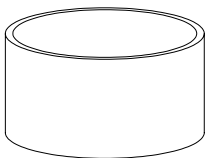
Simplicity and sophistication come together in the Zenit suspension luminaire, designed by Italian lighting designer Rocco Este. Through enveloping indirect light and precise accent lighting, Zenit is conceived to illuminate double-height spaces, turning its name into a true ode to verticality. Its circular geometry integrates indirect light at the top, while the downlight delivers powerful direct light below—an ideal combination for creating a functional yet welcoming atmosphere.

Polar diagram



Conical diagram





	PRODUCT
Model	ZENIT Cylinder Accessory
Reference	A564-00-00-   WT   NT   BG   CR
Category	Accessories

Zenit Cylinder

Interchangeable accessory that allows customization of the outer cylindrical part of the luminaire's spotlight, providing the possibility to change its color independently from the overall finish.



WT



WT + NT



WT + CR



WT + BG



NT + WT



NT



NT + CR



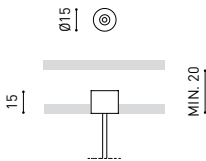
NT + BG



PRODUCT	
Model	Coaxial Trimless
Reference	A023-00-03-   W   N
Colour	W <input type="checkbox"/> RAL 9016   N <input checked="" type="checkbox"/> RAL 9005
Category	Accessories



Dimmensional drawing



Accessory for trimless cable

Wire Trimless Accessory is a collection of accessories for fitting tensioners and cables to Arkoslight luminaires suspended directly from the ceiling with any visible ceiling rose or fixings. This achieves a minimalist application with a visually tidy finish.

With Wire Trimless Accessory the items adjacent to the ceiling of the standard product (ceiling roses, fixings, driver boxes, etc.) are concealed by a simple recessed application.

Wire Trimless Accessory reduces the visual impact of the installation leading to extremely minimalist aesthetics. The wires come out of the ceiling material as a part of the structure. This detail creates a much purer, more essential layout, particular when several luminaires are fitted in an arrangement.



INSTALLATION GUIDE  
[https://youtu.be/sa\\_xAgj4ji4](https://youtu.be/sa_xAgj4ji4)



PRODUCT	
Model	Trimless Tool <b>D20 X D52 MM</b>
Reference	A478-00-01
Category	Accessories





Fuente de luz (LED) reemplazable por un profesional autorizado

Replaceable (LED only) light source by an authorized professional.

Source lumineuse (LED) remplaçable par un professionnel agréé

Sorgente luminosa (LED) sostituibile da parte di un professionista autorizzato

Austauschbare (LED) Lichtquelle durch einen autorisierten Fachmann



Equipo de control reemplazable por un profesional autorizado

Replaceable control gear by an authorized professional

Dispositif de commande remplaçable par un professionnel agréé

Alimentatore sostituibile da parte di un professionista autorizzato

Auswechselbares Betriebsgerät durch autorisierten Fachmann

## Instrucciones para el final de vida y la eliminación de los componentes:

## Instructions on end-of-life and component disposal:

## Instructions pour la gestion des composants en fin de vie et leur mise au rebut :

## Istruzioni per il fine vita e lo smaltimento dei componenti:

## Anweisungen zur entsorgung der Leuchtenkomponenten:



Interrumpir la alimentación del aparato  
Cut the power supply to the luminaire  
Couper l'alimentation du luminaire  
Interrompere l'alimentazione dell'apparecchio  
Stromversorgung der Leuchte unterbrechen



Quitar la(s) fuente(s) de luz para el desecho  
Remove light source(s) for disposal  
Retirer la (les) source(s) lumineuse(s) pour l'élimination  
Rimuovere la/le sorgente/e di luce per lo smaltimento  
Lichtquelle(n) zur Entsorgung entfernen



Quitar la batería para el desecho  
Remove the battery for decommissioning  
Retirer la batterie pour sa mise au rebut  
Rimuovere la batteria per la dismissione  
Die Batterie ordnungsgemäß entsorgen



Quitar el equipo de control para el desecho  
Remove control gear for disposal  
Retirer le dispositif de commande pour l'élimination  
Rimuovere l'alimentatore per lo smaltimento  
Betriebsgerät zur Entsorgung ausbauen

Enviar los materiales a un centro de recogida RAEE  
Send the materials to a WEEE collection centre  
Envoyer les matériaux dans une déchetterie DEEE  
Inviare i materiali ad un centro di raccolta RAEE  
Die Materialien in einem WEEE-Zentrum entsorgen

